

Falls to Cape

22 days | Victoria Falls to Cape Town



Southern Africa at its best. Kick off at Victoria Falls, spot game at Chobe and Etosha National Parks, explore the Okavango Delta in a canoe and wrap up your holiday in colourful Cape Town.

HIGHLIGHTS AND INCLUSIONS

Trip Highlights

- Victoria Falls - marvel at the thunderous falls and participate in optional activities including bungee jumping and helicopter rides.
- Chobe National Park - camp amongst the wilderness of the national park, and listen out to the nocturnal sounds of the animals
- Okavango Delta - take to traditional mokoro canoes to explore the verdant delta, home to amazing wildlife and incredible scenery
- Etosha National Park - spend three nights in the wildlife-rich national park, with numerous game drives in search of lions, elephants and more
- Swakopmund - unwind in Namibia's premier beach resort and enjoy optional activities such as golf and dolphin cruises
- Namib Desert - explore the Namib-Naukluft National Park and watch a magical sunrise from the top of dazzling Dune 45

- Fish River Canyon - enjoy the view of the world's second largest canyon and stop at several view points along the site
- Cederberg - sample South African wine, stroll through vineyards and admire the stunning scenery of the Cederberg Mountains

What's Included

- Arrival transfer from Vic Falls Airport on day 1
- 1st night dorm/camping in Victoria Falls and 2 nights twin share accommodation in Swakopmund and 18 nights camping. Tents and sleeping mats provided
- 19 breakfasts, 16 lunches and 15 dinners
- All camping fees and appropriate equipment
- A fully equipped overland truck for transportation and game drives
- Services of 3 person crew (leader, driver, cook)
- Park Entry and Game drive - Etosha NP and Chobe NP. Park Entry - Victoria Falls NP
- 2 day/1 night Okavango Delta Excursion (camping)
- Sossusvlei transfer for Desert Walk
- All road taxes and tolls

What's Not Included

- International flights and visas
- Sleeping bag - please bring your own

- Accommodation upgrade fee - payable locally. Please see trip notes for more details.
- Optional activities
- Tipping - an entirely personal gesture

Local Payment

\$700pp, paid in USD

The local payment is a cost per person which needs to be paid in US Dollars cash. It is this payment which in part covers the park fees and other inclusions such as meals as detailed under 'what you get'. The local payment also covers your arrival transfer and 1st night's accommodation. Please note that due to exchange rate fluctuations in the US dollar, the local payment amount may be subject to changes. This payment will be collected by your tour leader at the Welcome Meeting on day 1.

DETAILED ITINERARY

Day 1 : Victoria Falls

Saturday. Welcome to Victoria Falls! You will be met in the arrivals hall of Victoria Falls Airport by our representative holding an on the go tours/Africa Travel Company sign and transferred to tour campsite. There is a pre-departure meeting at 1700hrs where you will meet your guide and the rest of your group.

Overnight - Victoria Falls

Day 2 : Victoria Falls

Victoria Falls is one of the most spectacular natural wonders of the world. 1700 metres wide and around 100 metres high, this is the

Falls to Cape - 22 days

www.onthegotours.com
 UK 020 7371 1113 info@onthegotours.com
 AUS 1300 855 684 aus-info@onthegotours.com
 NZ 0800 44 77 69 CAN 1 866 890 7038
 USA 1 866 606 2960 SA 0800 990 311

This information has been compiled with care and good faith. They give an accurate illustration of the proposed arrangements for this holiday. Circumstances beyond our control such as changes in local conditions, inclement weather or other reasons could force us to make changes to this itinerary. Any costs shown are subject to change, though are an accurate reflection of costs at time of writing. Please also note that visa requirements are subject to change and are the responsibility of the traveller and not that of On The Go Tours.

Falls to Cape


world's largest sheet of falling water and a memorable sight of any African Safari.

Today is spent relaxing or participating in a myriad of optional excursions. Optional excursions include horseback safaris, a visit to the crocodile ranch, boat cruises and golf at The Elephant Hills Resort. Adrenalin junkies can bungee from the Victoria Falls Bridge connecting Zimbabwe and Zambia or abseil down the Batoka Gorge - neither activity is for the faint hearted! All year round, flights in fixed wing, micro light and ultra light aircraft or helicopters provide an aerial perspective over this magnificent World Heritage Site. White water rafting on the Zambezi is world class. Beside the excitement of the Grade 5 rapids, there are the "floats," where there is time to admire the scenic cliffs and the occasional wildlife on the riverbanks.

Included activity: Entry into Victoria Falls NP. See list of optional activities are available, see below.

Overnight - Victoria Falls

Days 3-4 : Chobe National Park



Victoria Falls - Chobe - Kasane (Botswana). After breakfast we cross the border into Botswana and head to Kasane where we have a chance to explore the town of Kasane. After lunch, once we are packed and prepared, we leave for our Chobe National Park Overnight Mobile excursion – an overnight experience in the wilds of the Chobe National park. Chobe is one of Botswana's premier game parks, renowned for its large elephant herds. Spend the afternoon in search of wildlife while we game drive to our camp within the park where we spend the evening surrounded by the night-time noises of the local wildlife. Look out for the rare Sable and Roan Antelope on your game drive, with their majestic backward

slanting horns, or try keep a count of the Lilac Breasted Roller's that swoop by!

After our night in the bush, we head out early to continue our search for wildlife, before heading back to Kasane. Once returning to camp, we have a bit of free time to relax or further explore the local town of Kasane.

Included Activity: Chobe National Park Overnight Mobile excursion

Overnight - Chobe (1), Kasane (1) (B:2, L:2, D:2)

Day 5 : Maun

Kasane - Maun. Heading out early, we cross the western end of the Chobe National Park area along the main route in a south-westerly direction to the southern reaches of the Okavango Delta and our destination, Maun. En route, we have routine stops at Botswana's 'meat' borders – check points that were set up to protect its thriving beef export industry from the spread of disease. Maun is the starting point for travel into the Delta and it is from here that we set off to explore the Okavango Delta. Tonight we prepare our provisions and packs for our optional 2 night excursion. We suggest bringing along a smaller daypack on your trip which can be used to pack the supplies needed for this short excursion. Your trip leader will brief you fully on what is needed, and what to expect prior to your trip into the Delta.

Overnight - Maun (B, L, D)

Days 6-7 : Okavango Delta



Maun - Okavango Delta - Maun. On day 6 we take the included overnight excursion into the Delta. After an early rise, we pack our expedition vehicle and from Maun we drive north for a couple of hours to reach the mokoro polder's station. The Delta region is studded with many local villages where many

families live in a traditional way. Some of the villages are very remote and can only be reached by the traditional mode of transport – the Mokoro. Mokoros are dugout canoes manoeuvred through the waterways by local guides who "pole" them through the reeds. At the Mokoro station, we meet our 'Polers' and pack our supplies before heading out into the waterways. After a couple of hours along the waterways, we arrive at our mobile tented camp situated in the heart of the Okavango.

On arrival you will meet the local staff who will be your host during your stay. A brief introduction to the camp will show you your dome tent with twin beds and a bush ensuite bathroom – long drop toilet and a bucket shower. Relax in the tent with a cold drink or take a paddle in the Delta in a canoe. The activities at the camp include Mokoro trails and guided walking.

The following morning affords us a final opportunity for a game walk before packing up and setting off back to Maun. After our Mokoro ride and vehicle transfer, we arrive back around lunch time and have the chance to complete our picture of the Okavango Delta by taking an optional scenic flight over The Delta (dependent on weather conditions & availability).

Included Excursion: 2 Day / 1 Night Drive in Mokoro Excursion **Overnight - Okavango Delta (1), Maun (1)** (B:2, L:2, D:2)

Days 8-9 : Ghanzi & Windhoek

Maun - Ghanzi - Windhoek (Namibia). On day 8 we head towards the small village of Ghanzi which will be our last night in Botswana. Ghanzi is home to the San / Bushman and you can learn more about them by partaking in the Bushman experience offered by the campsite.

On day 9 our drive will take us through small rural towns and scenic landscapes. Nestled between the hills, Windhoek is a rather small capital city but has many places of historical interest. This afternoon is spent at your leisure with time to visit the local museum or haggling at the street side markets. There are also many shops for those in need of a bit of retail therapy.

Falls to Cape - 22 days

www.onthegotours.com
 UK 020 7371 1113 info@onthegotours.com
 AUS 1300 855 684 aus-info@onthegotours.com
 NZ 0800 44 77 69 CAN 1 866 890 7038
 USA 1 866 606 2960 SA 0800 990 311

This information has been compiled with care and good faith. They give an accurate illustration of the proposed arrangements for this holiday. Circumstances beyond our control such as changes in local conditions, inclement weather or other reasons could force us to make changes to this itinerary. Any costs shown are subject to change, though are an accurate reflection of costs at time of writing. Please also note that visa requirements are subject to change and are the responsibility of the traveller and not that of On The Go Tours.

Falls to Cape

Optional Excursions: Bushmen Experience in Ghanzi and dinner at Joe's Beerhouse in Windhoek **Overnight - Ghanzi (1), Windhoek(1)** (B:2, L:2, D:1)

Day 10 : Etosha National Park



Windhoek - Etosha. From Windhoek we head to the Etosha National Park. Covering 20,000 km², Etosha is Namibia's premier nature and wildlife reserve. Situated around the Etosha Pan with a large variety of animal and bird life, the extensive network of gravel roads affords us the opportunity of accessing even the most remote areas of the park. After lunch, and once it has cooled off a bit, we spend the remainder of the day exploring the park's northern area. Keep an eye out for the striking Oryx and Springbok as these are endemic to desert National Parks! After dinner why not head to the waterhole where you can sit and observe the animals may come to drink in the evenings.

Optional Activity: Night Game Drive

Overnight - Etosha National Park (B, L, D)

Days 11-12 : Etosha NP


On day 11 we make our way 150 km across the park, keeping a look out for the many different mammals, reptiles, birds and insects in the various regions. As the vegetation types change, so does the animal and bird life that relies on it, and so different sections of the Park offer a variety of different game options. After a full day of game viewing, we exit the park through Anderson gate and head to our campsite just 10kms away; perhaps the chance for a quick dip in the pool before dinner, followed by a relaxing evening in this very interesting bar. The following day's drive takes us further south through the Namibian countryside to our campsite, located in the vicinity of Etosha National Park.

Included Activity: Game drive through Etosha National Park in the our overland truck

Optional Activities: Night drive (day 11) and game drive (day 12)

Overnight - Etosha National Park area (B:2, L:2, D:2)

Day 13 : Brandberg



Etosha National Park area - Brandberg. Today we head down south to the area of the Brandberg. All depending on the time of arrival we will have the opportunity to explore the area. **Overnight - Brandberg** (B, L, D)

Days 14-15 : Swakopmund

Brandberg - Spitzkoppe - Swakopmund. We travel via Spitzkoppe to Swakopmund on day 14. Founded by the Germans in 1892, their colonial influence is still evident today. Swakopmund has a selection of excellent coffee shops, restaurants & bars as well as many arts and crafts shops selling Namibian curios. There are fine beaches to walk along as well as a great museum, aquarium and galleries to visit. Alternatively, the lovely beach and promenade make for a great relaxing walk – though bathing in the ocean waters may be somewhat chilly!

The following day is spent relaxing or participating in a myriad of optional excursions. Some of our fellow passengers may leave us in Swakopmund, to be replaced by new passengers joining us for the final leg of our trip.

Included Activity: Brief stop at Spitzkoppe

Optional Activities: Sky diving, quad biking, sand boarding, scenic desert flights, dolphin cruises, fishing trips, golf, horse riding and more

Overnight - Swakopmund (B:2)

Days 16-17 : Sossusvlei



Swakopmund - Sesriem. Leaving Swakopmund, we head south to the industrial Walvis Bay before turning inland and toward the desert. Continuing our journey, we enter the Namib-Naukluft Park in one of the oldest deserts in the world. We base ourselves at Sesriem, a great place to experience the Namib and its many moods. A short distance away is Sossusvlei, surrounded by a dramatic sea of sand dunes reputed to be the highest in the world. Magnificent views of the desert can be seen from the top of the dunes, some over 300 m high. We spend the afternoon exploring this amazing area.

Included Activities: Climbing Dune 45, Namib Naukluft National Park. Desert walk to Sossusvlei and Deadvlei

Overnight - Sesriem (B:2, L:2, D:2)

Day 18 : Fish River Canyon

Sesriem - Fish River Canyon. Heading out early, we see the sunrise over this beautiful area and we leave the serenity of the dunes to head south to the Fish River Canyon. At 161 km long, 27 km wide and about 550 m deep, it's the second largest canyon in the world. The outer canyon was formed by tectonic activity, while the erosion of the Fish River formed the inner canyon. A road follows the eastern rim, giving us access to several viewing points from where we can take in the spectacular vistas.

Included Activity: Visit to Fish River Canyon **Overnight - Fish River Canyon** (B, L, D)

Day 19 : Gariep River

Fish River Canyon - Gariep River (South Africa). This morning we continue south, where, after a short drive, we reach the

Falls to Cape - 22 days

www.onthegotours.com

UK 020 7371 1113 info@onthegotours.com

AUS 1300 855 684 aus-info@onthegotours.com

NZ 0800 44 77 69 CAN 1 866 890 7038

USA 1 866 606 2960 SA 0800 990 311

This information has been compiled with care and good faith. They give an accurate illustration of the proposed arrangements for this holiday. Circumstances beyond our control such as changes in local conditions, inclement weather or other reasons could force us to make changes to this itinerary. Any costs shown are subject to change, though are an accurate reflection of costs at time of writing. Please also note that visa requirements are subject to change and are the responsibility of the traveller and not that of On The Go Tours.

Falls to Cape


Gariep River - the natural land border between Namibia and South Africa. We camp at a beautiful campsite on the South African bank of the river. Tonight there's a chance for some fun at the wonderful camp bar overlooking the river!

Optional Activity: Canoeing on the Gariep River

Please note: If you booked before 1st October 2019 date then the cost of the canoeing activity is included. For bookings made after 1st October 2019 date the cost of this excursion needs to be paid locally.

Overnight - Gariep River (B, L, D)

Day 20 : Cederberg



Gariep River - Cederberg. An early morning start see us travel south through the Richtersveld and the mining town of Springbok, before reaching the region known as Namaqualand, well known for its prolific display of Namaqua wildflowers that occur each spring. We spend tonight in a picturesque campsite surrounded by local wine farms and we have the option to sample some of the nectar of the gods or to explore the surrounding beautiful Cederberg Mountains. Tonight is our last night under the stars!

Optional Activity: Wine Tasting in Cederberg Area

Please note: If you booked before 1st October 2019 date then the cost of the wine tasting is included. For bookings made after 1st October 2019 date the cost of this excursion needs to be paid locally.

Overnight - Cederberg (B, L, D)

Day 21 : Cape Town

Cederberg - Cape Town. We leave the scenic Cederberg area and travel south

towards Cape Town. We travel through the rich fruit growing area of Citrusdal before crossing the Piketberg Pass to the Cape's wine growing regions. Our first sighting of the Mother's City Table Mountain across Table Bay means we've reached our final destination. **Overnight - Cape Town** (B)

Day 22 : Cape Town

Saturday. This morning we exchange addresses and part ways, having just experienced a trip of a lifetime!

There are a wide range of activities available in Cape Town and the surrounding areas, including day trips, short tours and longer tours travelling up the picturesque coast of South Africa. We suggest you extend your stay by a few days to participate in some of the exciting activities available here. Post tour accommodation can be booked directly at: info@ashanti.co.za.

HOTELS

Highlighted below are some of the hotels which we frequently use on this tour, though we reserve the right to substitute these hotels to ones of a similar standard.

Please refer to your Tour Voucher for your confirmed arrival hotel and further arrival information.

Shearwater Explorers Village

Situated in the bohemian town of Victoria Falls, and 400m from the Falls themselves, the affordable accommodation at the Shearwater Explorers Village consists of 5 campsites with modern bathroom facilities, and 16 chalets with en-suite showers and A/C. Shearwater operates a range of activities at the Falls, from bungee jumping to river rafting - and when the day is over, guests can wind down with Wi-Fi in the lounge areas, a drink by the pool, or even a back rub in the massage tent.



Victoria Falls Rest Camp

Located a stone's throw away from the Artist village & Elephant Walk Shopping is the Victoria Falls Rest Camp. Offering camping and dorm room accommodation, this camp features a year-round outdoor pool and barbecue facilities. Daily continental or cooked breakfast is served at the in-house restaurant, which also offers a variety of local African dishes. Wi-fi is available and some units feature equipped kitchens.



Delta Rain Bushcamp

This unique campsite is located in the heart of the Okavango Delta, as part of the Delta Rain safari experience. Accommodation consists of dome tents with twin beds, and "bush en-suite" bathrooms with a long-drop toilet and bucket shower. After settling in, guests can relax in the mess tent, partake in game viewing trips, or go on guided walks, while admiring the beauty of this UNESCO World Heritage Site.



Urban Camp

Centrally located in Windhoek (a short walk from the legendary Joe's Beerhouse restaurant), Urban Camp is a comfortable campground combining city convenience with a quiet getaway. Free Wi-Fi, a sparkling pool, and private bathrooms all contribute to an oasis of calm in campsites housing up to 18 people. Nearby is a small shopping centre for amenities, and for sightseers looking to explore the history and architecture of Windhoek, the city centre is less than 2km away.

Falls to Cape - 22 days

www.onthegotours.com
 UK 020 7371 1113 info@onthegotours.com
 AUS 1300 855 684 aus-info@onthegotours.com
 NZ 0800 44 77 69 CAN 1 866 890 7038
 USA 1 866 606 2960 SA 0800 990 311

This information has been compiled with care and good faith. They give an accurate illustration of the proposed arrangements for this holiday. Circumstances beyond our control such as changes in local conditions, inclement weather or other reasons could force us to make changes to this itinerary. Any costs shown are subject to change, though are an accurate reflection of costs at time of writing. Please also note that visa requirements are subject to change and are the responsibility of the traveller and not that of On The Go Tours.

Falls to Cape



Oasis Sossus

This luxury campsite at the gates of Sossusvlei features 12 individually shaded camps, each with its own bathroom facilities, kitchen basin, barbecue, and electricity points. The campsite has a sparkling pool, and is within walking distance of a fully stocked shop, Internet café, and service station. The adjacent Sossusvlei Lodge offers a restaurant and Adventure Centre, where exciting desert activities such as quad biking, sunset drives, and scenic flights over the dunes can be arranged.



Highlanders Campsite & Lodge

Nestled among the wine farms at the foot of the Cederberg mountains, this campsite is a perfect stopover in the Namaqualand region. Highlanders is set on 3 levels, giving campers plenty of space between each of the 5 individual camp areas, and a 12-room ensuite lodge has recently been added to the site. Each camp has a 'braai' pit, sink unit & power. There are stunning mountain views from the solar-powered hot showers, and a locally-sourced wine bar by the scenic swimming pool.



Ashanti Lodge Gardens Backpackers

Situated in a Victorian mansion at the foot of Table Mountain, within walking distance of the city centre, Ashanti Lodge offers a range of 6 to 8 bed dormitories, in addition to private rooms with shared bathroom facilities. After a long day of sightseeing, travellers can unwind with a cocktail at the café-bar, take a dip in the outdoor pool, or relax in the landscaped garden. Kitchen/BBQ facilities and complimentary Wi-Fi are also available.



Accommodation Upgrade

On some departures (those noted with a blue upgrade symbol on the dates page on our website) you can opt to upgrade from included tented accommodation to fixed hard top accommodation. Our accommodation upgrade includes a mixture of hotels, shared chalets, permanent tented camps as well as some fixed camping tents. All accommodation will have fixed beds and you will not be required to erect any tents. Your accommodation during your trip will have a mixture of en-suite and shared washroom facilities. This upgrade relates to your accommodation only, your itinerary and activities will be the same as those that are camping. This upgrade is subject to availability and must be booked prior of travel with payment being made on day 1 of the trip. Please ask up for a list of properties we use for this accommodation upgrade.

Accommodation Upgrade Cost – US\$645 per person, based on two people sharing. US \$1,055 for a single room.

About Overlanding

- To get the most out of your overland tour of Africa we highly suggest you read the 'About Overland Safaris' page on our website. It can be found under the Africa travel guide section on our website and is a comprehensive resource for understanding what to expect on an overland tour in Africa

- Overlanding is not considered a luxury holiday but is undoubtedly a lot of fun if camping under the stars and being part of an entirely self-sufficient travelling group is to your liking
- Africa is a vast continent and distances between the highlights we visit can be very far apart, but some early morning starts and late arrivals into camp will ensure that your time is maximised to see as many sights as possible
- We believe that a flexible approach to travel and good sense of humour are essential when undertaking overland safaris, although we trust that any hiccups in the itinerary will be resolved as soon as possible by our trusted partners

Tour Leaders and Groups

Our longest Overland Camping Safari we offer is our Great African Expedition - 57 Days, generally all other safaris we offer are sectors of this larger safari or similarly a fragment of one of the another safari's we offer. As such, on your holiday you may have travellers join you part way through your safari and also there may be travellers who end their safari when you continue on. There may also be times when there is a change of crew and truck (changed to suit group size or local road conditions).

Please Note

This tour is operated in conjunction with our trusted partner and you will join travellers from different operators, not solely On The Go.

This itinerary should be used as a guide only and may vary from day to day depending on road & weather conditions, political situations and group decisions.

All prices & Local Payments are subject to change.

Due to Tourism Laws in some of the countries we visit, there may be a truck and crew change during the trip.

Who's on tour?

People from all over decide that the back to basics and close-up approach to viewing Africa is for them – from Canada to New Zealand to Singapore and the UK. Generally

Falls to Cape - 22 days

www.onthegotours.com
 UK 020 7371 1113 info@onthegotours.com
 AUS 1300 855 684 aus-info@onthegotours.com
 NZ 0800 44 77 69 CAN 1 866 890 7038
 USA 1 866 606 2960 SA 0800 990 311

This information has been compiled with care and good faith. They give an accurate illustration of the proposed arrangements for this holiday. Circumstances beyond our control such as changes in local conditions, inclement weather or other reasons could force us to make changes to this itinerary. Any costs shown are subject to change, though are an accurate reflection of costs at time of writing. Please also note that visa requirements are subject to change and are the responsibility of the traveller and not that of On The Go Tours.

Falls to Cape

people are 30-50yrs, easy going and happy to participate. They have a love of camping and as some days are long, don't mind a drive. Whilst the truck is purpose built and ideal for this style of safari, for those who require more comfort we suggest you opt for one of our lodge safaris.

Things To Bring

- A rucksack/back pack is the best luggage to bring as your main bag
- A sleeping bag
- For extra comfort, bring a travel pillow
- A towel
- Spare camera batteries/film and dustbag
- Mosquito spray (with active DEET ingredient)
- Your own personal first aid kit
- A torch
- A small daypack for your day-to-day needs.
- Antibacterial wipes
- A photocopy of your passport data pages
- Your Yellow Fever Vaccination Certificate
- Your travel insurance policy details
- Hat, sunglasses & sunscreen
- Warm clothing - raincoat, warm hat, socks, gloves etc as across Africa wet/dry and hot/cool climatic periods change invariably.

Transport on Tour

Our overland vehicles are custom built converted Mercedes Benz or MAN trucks that have seating

space for our passengers and a storage areas for luggage and all trip equipment. The trucks seat

between 27-30 passengers on our camping trips. Most seats are forward facing, though some models have a combination of forward, backward and some inward facing seats with tables. There is no air-conditioning on board, instead vehicles have sliding glass windows, and the seating area is raised providing a great advantage for game viewing and photography. Seats are cushioned and there is storage space for personal items like cameras, snacks and day packs in the seating area.

Meals on Tour

Meals and menus vary as food is purchased en-route, and is subject to produce that is available

seasonally in the areas we travel through. As we support the local communities along the way, fresh produce is mostly purchased direct from the producer or local grower and therefore has an organic appearance. Our safari cooks are able to offer a wide variety of menus with the ingredients available, even if the produce on offer is not of the same selection as what you may be used to back home. The breakfast spread consists of bread (toast when time allows), spreads and cereals with a hot breakfast every few days. Lunches are mostly prepared en-route with a supply of 'build your own' sandwich ingredients available. Dinners are cooked in the evenings on arrival at the campsite. A wide array of dinner menus are on offer during your safari, consisting of curries, stews, pastas, BBQs and even roasts!

Participation on Tour

All of our overland safaris are participation trips meaning that all passengers are expected to help out around camp. The crew members running the trip will set up a rota system that will be followed. One day you may be on cleaning duty, the next day you may be on cooking duty and so forth. This is not only to make the trip easier for all involved but also for you as the passengers to get to know one another while on trip.

Budgeting

Africa is not as cheap as many people believe and we recommend that you budget between US \$50-70 per day for expenses such as drinks, snacks and curios. Budget more if you plan on buying a lot of souvenirs and budget for your optional excursions and visas separately.

KNOW BEFORE YOU GO

Passports & visas

Please ensure that you have at least two blank pages in your passport, plus an additional blank page for each visa/African country you are visiting. If travelling on one of our longer overland safaris we recommend that you have at least 12 blank pages in your passport.

Please also note that your passport must be valid for a minimum of six months from the end date of your trip.

Any visa information provided in this document is for general guidance purposes only, visa requirements and fees are subject to change. It is essential that you check current entry requirements with each relevant embassy/consulate prior to departure. Visa procurement is the responsibility of the traveller and not of On The Go.

Booking your flights

When booking your departure flight you should allow time at the end of your African safari for any unexpected delays. We recommend that you book your onward flight no earlier than 24 hours after the end of your safari. In the case of our longer overland camping safaris (22 days or more) we advise against making any firm arrangements for at least 48 hours after the scheduled departure date. Your tour leader can help to arrange post tour accommodation locally upon request.

Allergies/likes/dislikes

Whilst all will be done to accommodate everyone, sometimes the choice available is limited as your cook may be making the best of very limited availability, so some flexibility may be required when encountering something you're not particularly fond of or have chosen not to eat as a lifestyle choice. Should you possess allergies which will result in a medical emergency or a life threatening situation then please ensure you speak to your cook on arrival so you can discuss the options available whilst en-route. This will ensure also that they are fully aware of what you can or cannot eat and make adjustments.

Botswana Country Guide

Visa

Please be advised that visa requirements are subject to change and that visa procurement is the responsibility of the traveller and not On The Go Tours, therefore it is essential that you check current visa requirements with the embassy before travel. Please also ensure that your passport is valid for at least 6 months

Falls to Cape - 22 days

www.onthegotours.com
 UK 020 7371 1113 info@onthegotours.com
 AUS 1300 855 684 aus-info@onthegotours.com
 NZ 0800 44 77 69 CAN 1 866 890 7038
 USA 1 866 606 2960 SA 0800 990 311

updated on 28-07-2021 04:34:12

This information has been compiled with care and good faith. They give an accurate illustration of the proposed arrangements for this holiday. Circumstances beyond our control such as changes in local conditions, inclement weather or other reasons could force us to make changes to this itinerary. Any costs shown are subject to change, though are an accurate reflection of costs at time of writing. Please also note that visa requirements are subject to change and are the responsibility of the traveller and not that of On The Go Tours.

Falls to Cape

from your planned date of departure from Africa.

UK, Ireland, Australian, New Zealand, USA, Canadian and South African citizens do not require a visa for entrance into Botswana.

The few countries that do require visas; mostly Eastern European and Asian Nationals, need to obtain them prior to arrival at the border. Visas are not issued at Botswana ports of entry, if you arrive without a visa, immigration officials will refuse you entry to Botswana.

The border crossings we use in Botswana include:

Muhembo (Botswana/Namibia border)

Kazangula (Botswana/Zimbabwe or Zambia border)

Groblersberg/Martin's Drift (South Africa/Botswana)

Botswana Tourism Levy from 1st June 2017 - postponed until further notice

From the 1st June 2017 a tourism levy of \$30USD is payable when entering Botswana. Payment is taken at the border in US dollars cash, debit or credit card. The Levy is valid for a 30 day period and can be used for multiple entry.

Please note this Levy has been postponed until further notice.

Vaccinations

You should seek medical advice before travelling to Botswana from your local health practitioner and ensure that you receive all of the appropriate vaccinations. As a guide Polio, Diphtheria, Hepatitis A and Tetanus is strongly recommended. Rabies may also be recommended.

There is the risk of malaria in certain areas of Botswana so it is very important to check with your doctor before you go, to see whether malarial medication is required for the areas you are visiting. A valid Yellow Fever vaccination certificate is also required if travelling into Botswana and you have previously been in an infected country.

Currency & Banking

The currency of Botswana is the Botswana Pulas (BWP) 1 Pula = 100 Thebe. Notes are in denominations of BWP10, 20, 50 and 100.

Coins are in denominations of BWP1, 50, 25, 10, 5, 1.

There are no restrictions on the import of local or foreign currencies, provided they are declared on arrival. Export of local currency is limited to BWP50 and foreign currencies up to the amount declared on arrival. It is easy to change most forms of currency including US\$, GB£, Euros and South African Rand. The best place to change money in Botswana is the bureau de changes as banks charge commission to change either cash or travellers cheques. ATMs are available in all main towns, cities, shopping centres and most petrol stations. MasterCard, Visa, American Express and Diners Club are all widely accepted.

Travellers cheques should be in US Dollars or Pound Sterling to avoid additional exchange rate charges. Proof of identity may be requested in some instances, so it's useful to carry a passport or some form of photo identification. In large cities travellers cheques can incur a high surcharge.

Banking hours: Mon-Fri 0900-1530, Sat 0830-1100.

Time & Voltage

Time Zone - Botswana is 2 hours ahead of GMT. Daylight saving time is not observed.

The standard voltage is 220 - 240V. Primary sockets require a 'Type M' - South African, electrical plug which has three thick circular pins. You will need a voltage converter, and plug adapter in order to use U.S. appliances.

Climate

Botswana's climate is mainly temperate. During the summer months (October-April) the weather can be very hot with daytime temperatures of around 30 Celsius and higher. The rainy season (typically lasting from January to March) can be hot with temperatures still in the mid 30's and only dropping to around the mid 20's overnight. Winter (May-September) brings a cool change yet is still reasonably warm and mostly

pleasant with an average temperature of around 25°C. Early mornings and evenings may be cold and frosty especially in the Kalahari region. The amount of rainfall decreases the further you travel west or southwards during the winter and rainy season months.

Travelling with children in Botswana

The Ministry of Nationality, Immigration and Gender Affairs informs the general public that it has imposed requirements for minors (children under 18) travelling through the country's ports of entry.

Effective from the 1st October 2016 minors travelling through the country's borders will be required to produce certified copies of unabridged birth certificates in addition to their valid passports. In the event that one parent is not travelling with the child, the other parent's affidavit consenting to such travel should be availed. However, an affidavit will not be required if the father's name does not appear on the child's birth certificate."

To summarise the above, should families be travelling with children below the age of 18 they will require the following:

- Valid Passports
- Certified unabridged birth certificates for all minors below the age of 18
- An Affidavit signed by the non-travelling parent should the minor be travelling with one parent

Unfortunately these regulations are very strict therefore we urge all parents travelling to Africa with their children to contact all relevant embassies well prior to departure to ensure they have the correct documentation as if you do not, there is a high chance you will be denied entry.

Namibia Country Guide

Visas

Please be advised that visa requirements are subject to change and that visa procurement is the responsibility of the traveller and not On The Go Tours, therefore it is essential that you check current visa requirements with the embassy before travel. Please also ensure

Falls to Cape - 22 days

www.onthegotours.com
 UK 020 7371 1113 info@onthegotours.com
 AUS 1300 855 684 aus-info@onthegotours.com
 NZ 0800 44 77 69 CAN 1 866 890 7038
 USA 1 866 606 2960 SA 0800 990 311

updated on 28-07-2021 04:34:12

This information has been compiled with care and good faith. They give an accurate illustration of the proposed arrangements for this holiday. Circumstances beyond our control such as changes in local conditions, inclement weather or other reasons could force us to make changes to this itinerary. Any costs shown are subject to change, though are an accurate reflection of costs at time of writing. Please also note that visa requirements are subject to change and are the responsibility of the traveller and not that of On The Go Tours.

Falls to Cape

that your passport is valid for at least 6 months from your planned date of departure from Africa.

UK, Ireland, Australian, New Zealand, USA, Canadian and South African citizens do not require a visa for stays of up to 90 days in Namibia.

Very few countries require Namibian visas. Those that do require a visa must obtain it prior to departure. Visas are not issued at Namibia ports of entry, if you arrive without a visa, immigration officials will refuse you entry to Namibia.

The border crossings we use in Namibia include:

Noordoewer (South Africa/Namibia border)
Muhembo (Namibia/Botswana border)

Under 18s Travelling to Namibia

Parents travelling to Namibia with children (under 18) will be asked to show the child's unabridged (full) birth certificate which lists the child's details and both parents' details. The abridged (short) birth certificate which only lists the child's details won't be accepted. Uncertified copies of birth certificates will not be accepted.

Where only one parent is accompanying a child, parental or legal consent for the child to travel (eg an affidavit from the other parent or – if applicable – a death certificate) is required and there are other requirements for children travelling unaccompanied or with adults who are not their parents.

If you are travelling with children (under 18) it is essential that you contact your Namibian Embassy for further information relating to these regulations. If you do not carry the correct documentation you will not be allowed to enter the country. Obtaining the correct paperwork is the responsibility of the traveller and not On The Go Tours.

Health & Vaccinations

You should seek medical advice before travelling to Namibia from your local health practitioner and ensure that you receive all of the appropriate vaccinations. As a guide

Polio, Diphtheria, Hepatitis A & B and Tetanus is strongly recommended. Rabies may also be recommended.

There is the risk of malaria in certain areas of Namibia so it is very important to check with your doctor before you go, to see whether malarial medication is required for the areas you are visiting. A valid Yellow Fever vaccination certificate is also required if travelling into Namibia and you have previously been in an infected country.

Currency

The currency of Namibia is the Namibian Dollar (\$NAD) 1 \$NAD = 100 cents. Notes are in denominations of \$NAD10, 20, 50, 100 and 200. Coins are in denominations of 5, 10, 50, \$NAD1, \$NAD5.

It is possible to change money and use ATMs in all sizeable towns. Bureau de Changes offer quicker and commission free service but are only found in Swakopmund and Windhoek. ATMs are widely accessible and very reliable and offer the best rates of exchange for cards.

The Rand and Namibian dollar are tied to each other on an equal level and as such the Rand and Namibian dollar can be used interchangeably in Namibia. However Namibian dollars are not accepted in South Africa.

All unused Namibian Dollars need to be exchanged to South African Rand before leaving Namibia. The Rand can then be used in Botswana or South Africa. Namibian Dollars can be changed to Rand at banks and bureau de changes and swapped over in some shops.

Banking hours: 09:00 to 15:30. Some close between 13:00 and 14:00

Time & Voltage

Time Zone - Namibia is 2 hours ahead of GMT. Daylight saving time is not observed.

Standard voltage in Namibia is 220 - 230V. Primary sockets require a 'Type M' - South African, electrical plug which has three thick circular pins. You will need a voltage converter, and plug adapter in order to use U.S. appliances.

Climate

Namibia's climate is typical of a semi-desert region, with hot days and cool nights. Namibia is blessed with an average of 300 days of sunshine a year. Temperatures are cooler along the coast and on the central plateau. Rainfall is typically low in Namibia and normally only occurs during the summer months from December to March, mostly in the form of heavy thunderstorms. During the winter months from May to September days are typically warm but temperatures can drop below freezing at night.

South Africa Country Guide

Visas

Please be advised that visa requirements are subject to change and that visa procurement is the responsibility of the traveller and not On The Go Tours, therefore it is essential that you check current visa requirements with the embassy before travel. Please also ensure that your passport is valid for at least 6 months from your planned date of departure from Africa.

UK, Australian, USA and Canadian citizens do not require a tourist visa for South Africa for stays of up to 90 days.

Since 16th January 2017 all New Zealand passport holders have been required to obtain a visa prior to travelling to South Africa.

Nationalities who don't require a visa are able to get an entry stamp at the border on entering South Africa. Please contact your local South African embassy to find out if you require a visa prior to entering SA. If you are subject to visa requirements, you must apply and receive your visa before your departure for South Africa, visas are not issued at South African ports of entry.

The border crossings we use in South Africa include:

Noordoewer (South Africa/Namibia border)
Groblerberg/Martin's Drift (South Africa/Botswana)
Lebombo (South Africa/Mozambique)
Oshoek (Swaziland/South Africa)

Falls to Cape - 22 days

www.onthegotours.com
UK 020 7371 1113 info@onthegotours.com
AUS 1300 855 684 aus-info@onthegotours.com
NZ 0800 44 77 69 CAN 1 866 890 7038
USA 1 866 606 2960 SA 0800 990 311

This information has been compiled with care and good faith. They give an accurate illustration of the proposed arrangements for this holiday. Circumstances beyond our control such as changes in local conditions, inclement weather or other reasons could force us to make changes to this itinerary. Any costs shown are subject to change, though are an accurate reflection of costs at time of writing. Please also note that visa requirements are subject to change and are the responsibility of the traveller and not that of On The Go Tours.

Falls to Cape

Under 18s Travelling To Or Through South Africa

Parents travelling with children (under 18) into or out of South Africa, or transiting in South Africa will be asked to show the child's unabridged (full) birth certificate which lists the child's details and both parents' details. The abridged (short) birth certificate which only lists the child's details won't be accepted. Uncertified copies of birth certificates or copies of the parents/guardians identification will not be accepted. A parental consent affidavit (PCA) must have a certified copy of the parent's/guardian's identification (ie passport) attached to it.

Where only one parent is accompanying a child, parental or legal consent for the child to travel (eg an affidavit from the other parent or – if applicable – a death certificate) is required and there are other requirements for children travelling unaccompanied or with adults who are not their parents.

If you are travelling with children (under 18) it is essential that you contact the South African High Commission or the South African Department of Home Affairs for further information relating to these regulations. If you do not carry the correct documentation you will not be allowed to enter the country. Obtaining the correct paperwork is the responsibility of the traveller and not On The Go Tours.

Please note: From the 11th November 2019, only a valid passport will be required for foreign minors travelling to South Africa.

Health & Vaccinations

You should seek medical advice before travelling to South Africa from your local health practitioner and ensure that all you receive all of the appropriate vaccinations. As a guide tetanus, diphtheria, polio, hepatitis A (for stays over 4 weeks) and hepatitis B (for stays over 3 months) are recommended.

A yellow fever vaccination certificate is required from travellers over one, coming from infected areas.

A low malaria risk occurs in northern parts of Mpumalanga (as well as Kruger

National park, northern and northeastern parts of KwaZulu-Natal). If travelling to these regions and/or the countries north of South Africa, where there is a high malaria risk, we strongly recommend that you take anti-malaria medication. Precautionary measures to take to prevent contact with mosquitoes include: insect repellent, cover up at sundown, sleep under a mosquito net and wear long sleeve clothing and long trousers in the evenings.

Currency

The currency in South Africa is Rand (ZAR; symbol R)

1 Rand = 100 cents. Notes are in denominations of R200, 100, 50, 20 and 10. Coins are in denominations of R5, 2 and 1, and 50, 20, 10 and 5 cents.

Obtaining local currency within South Africa is very easy. ATMs are widely accessible and very reliable and offer the best rates of exchange. International credit cards are accepted in almost all shops, restaurants, hotels and game reserves.

Bureau de changes offer a quick and commission free service but are only found in the main centres such as Cape Town and Johannesburg. Travellers cheques can be changed at banks. These should be in US Dollars or Pound Sterling to avoid additional exchange rate charges. Please note that proof of identity may be requested in some instances, so it's useful to carry a passport or some form of photo identification. Travellers cheques can be difficult to exchange and tend to attract high commission fees.

Banking hours: Mon-Fri 0900-1530, Sat 0830-1100.

Rand can be used in Botswana, Namibia and South Africa, so if you are travelling on one of our overland safaris ample money for these three countries can be obtained prior to beginning your trip in Cape Town or Johannesburg. The Rand and Namibian dollar are tied to each other on an equal level and can be used interchangeably in Namibia. The Rand can also be easily converted to Pula in Botswana at good rates.

Time & Voltage

Time Zone - South Africa is 2 hours ahead of GMT. Daylight saving time is not observed

Standard voltage is 220-230V. Primary sockets require a 'Type M' - South African, electrical plug which has three thick circular pins. You will need a voltage converter, and plug adapter in order to use U.S. appliances.

Climate

Climatic conditions generally range from Mediterranean in the south western corner of the country to temperate in the interior plateau, and subtropical in the northeast. A small area in the northwest has a desert climate. Most of the country has warm, sunny days and cool nights. Rainfall generally occurs during summer (November-March), although in the southwest, around Cape Town, rainfall occurs in winter (from June-August). Temperatures are influenced by variations in elevation, terrain, and ocean currents.

Zimbabwe Country Guide

Visas

Please be advised that visa requirements are subject to change and that visa procurement is the responsibility of the traveller and not On The Go Tours, therefore it is essential that you check current visa requirements with the embassy before travel. Please also ensure that your passport is valid for at least 6 months from your planned date of departure from Africa.

UK, Ireland, Australian, New Zealand, USA and Canadian passport holders require a visa to enter Zimbabwe, these visas are available at the border for the following costs: Australian, New Zealand and US citizens: US \$30 single/\$45 double entry visa. British and Irish is US\$55 single/\$70 double. Canadians can only obtain a single entry visa at the border for US \$75. South African passport holders can obtain a visa for free. Visas can be brought using post 2003 US\$ notes, GB£ or South African Rand.

KAZA Visa

Zimbabwe and Zambia have re-introduced the popular, and much-awaited KAZA

Falls to Cape - 22 days

www.onthegotours.com
 UK 020 7371 1113 info@onthegotours.com
 AUS 1300 855 684 aus-info@onthegotours.com
 NZ 0800 44 77 69 CAN 1 866 890 7038
 USA 1 866 606 2960 SA 0800 990 311

This information has been compiled with care and good faith. They give an accurate illustration of the proposed arrangements for this holiday. Circumstances beyond our control such as changes in local conditions, inclement weather or other reasons could force us to make changes to this itinerary. Any costs shown are subject to change, though are an accurate reflection of costs at time of writing. Please also note that visa requirements are subject to change and are the responsibility of the traveller and not that of On The Go Tours.

Falls to Cape

(Kavango-Zambezi) "Uni-Visa", which allows visitors to stay in either (or both) countries for up to 30 days for a single payment of US\$50.

The UniVisa is available at Harare, Victoria Falls, Lusaka and Livingstone International airports, the Victoria Falls land border (Zimbabwe/Zambia) and the Kazungula land border (Zimbabwe/Zambia/Botswana).

The border crossings we use in Zimbabwe include:

Kazungula (Botswana/Zimbabwe)

Vaccinations

Seek advice from your doctor or travel clinic at least six weeks prior to departure about what vaccinations you require. Typically the list includes typhoid, tetanus, diphtheria, polio, hepatitis A and B (for stays over 4 weeks).

In Zimbabwe a malarial risk exists from November to June in all areas below 1200m and throughout the year in the Zambezi Valley. We strongly recommend that you take your anti-malaria medication. Other precautionary measures to prevent contact with mosquitoes include: insect repellent, cover up at sundown, sleep under a mosquito net and wear long sleeve clothing and long trousers in the evenings.

Yellow fever: A yellow fever vaccination certificate is required from travellers over one year of age coming from infected areas.

Currency

The Zimbabwean Dollar was abandoned in April 2009. The country has adopted a multi-currency scheme; the US Dollar and South African Rand can be used for domestic transactions.

Zimbabwe is essentially a cash-only society now with ATMs pretty useless for the foreigner. Credit cards only used in a handful of places, however all major hotels will now accept this payment. We recommend bringing enough cash to cover your stay in Zimbabwe (in either USD or ZAR) especially in the smaller denominations (US\$1-20 and ZAR10 - 200) as there is always a shortage of change

and shopkeepers will often refuse larger bills. Please also be aware it is illegal to leave Zimbabwe with over \$1000 (or equivalent) in cash.

Zimbabwe introduced Bond Notes into circulation on 28 November 2017 which will be used alongside the US dollar and other currencies. These Bond Notes will be at a 1:1 parity with the US dollar. However, they are only legal tender within Zimbabwe and as such can only be used there. These Bond notes will be in \$2 and \$5 denominations and there will also be a new \$1 Bond coin.

Banking hours: Mon, Tues, Thurs, Fri - 0800-1500, Wed 0800-1300 and Sat - 0800-1130. In major towns/cities most banks have an ATM. American Express, Diners Club and Visa cards are widely accepted. Major foreign currencies can be exchanged at bureaux de change and banks at the official exchange rate. Please also be aware it is illegal to leave Zimbabwe with over \$1000 (or equivalent). As of June 2016 it is becoming increasingly difficult to withdraw money from ATMs in Zimbabwe. There is a cash limit of \$500 per day - however a lot of banks are not replenishing the ATMs. It is strongly advised that you bring enough money with you before you enter Zimbabwe and don't rely on getting any whilst there.

Travellers cheques are accepted at banks, these should be in US Dollars or Pound Sterling to avoid additional exchange rate charges. Most banks will want to see your passport and proof of purchase receipt before cashing your travellers cheques. Please Note: Travellers cheques can be difficult to cash so do not rely upon them as your sole source of funds.

Time & Voltage

Standard voltage is 220-240V. Primary sockets require a 'Type G' - British plug, or 'Type D' - old English plug or Indian plug. You will need a voltage converter and plug adapter in order to use U.S. appliances.

Zimbabwe is 2 hours ahead of GMT. Daylight saving time is not observed.

Climate

Although located in the tropics, temperate conditions prevail all year round in Zimbabwe as the climate is moderated by altitude and the inland position of the country.

Zimbabwe has a rainy season from November/December to March, during this time days are hot and sunny with possible afternoon thunderstorms. By April and May most of the rain is gone, skies are clear and days are sunny and warm. Night time temperatures drop dramatically between June and August although daytime temperatures remain pleasantly warm. Late August sees the start of the hot and dry season which continues until October.

Zambian Airport Departure Tax

NOTES FOR THOSE FLYING OUT OF LIVINGSTONE AIRPORT IN ZAMBIA

An airport departure tax is in place for all flights departing from Zambian airports. It will no longer be included on the ticket and will now be collected in Zambian Kwacha cash direct from the passenger. The amount payable is currently K28,000 for Domestic Flights and K56,000 for International Flights and is payable on departure from all Zambian airports. Passengers need to have ZMK cash available for this tax. Please note, departure taxes are subject to change.

OPTIONAL ACTIVITIES

We offer a number of locally operated optional activities and excursions on each of our expeditions. We feel that offering optional excursions affords a greater degree of flexibility, independence and choice to our travellers. To help you budget, below is a selection of optional excursions available on this trip.

Please note the following:

All prices are in US Dollars and are subject to change. Where activities occur away from your base, there may be an additional transfer cost. Make sure you have \$US dollars with you before you travel to Africa as it is notoriously difficult to get them here.

Falls to Cape - 22 days

www.onthegotours.com
 UK 020 7371 1113 info@onthegotours.com
 AUS 1300 855 684 aus-info@onthegotours.com
 NZ 0800 44 77 69 CAN 1 866 890 7038
 USA 1 866 606 2960 SA 0800 990 311

updated on 28-07-2021 04:34:12

This information has been compiled with care and good faith. They give an accurate illustration of the proposed arrangements for this holiday. Circumstances beyond our control such as changes in local conditions, inclement weather or other reasons could force us to make changes to this itinerary. Any costs shown are subject to change, though are an accurate reflection of costs at time of writing. Please also note that visa requirements are subject to change and are the responsibility of the traveller and not that of On The Go Tours.

Falls to Cape

Victoria Falls activities (if applicable) - must be paid for in US\$ cash (GBP & ZAR also accepted at a lower rate).

Gorilla Trekking (if applicable) - the price varies dependant on where gorilla trek takes place ie Uganda, DRC or Rwanda.

We offer camping excursions in the Serengeti/ Ngorongoro Crater and Okavango Delta.

All optional excursions are offered by 3rd parties and independently of On The Go Tours. They are undertaken at your own risk and On The Go Tours take no responsibility for personal loss/injury caused.

Botswana

Chobe National Park Game Drive US \$80

Chobe River Cruise US \$70

Ghanzi San Bushmen Experience US \$15

Scenic Flight Over Okavango Delta (5 per plane) US \$140 per person

Namibia

Quad Biking Swakopmund US \$130

Sandboarding Swakopmund US\$90

Sky Diving Swakopmund US \$270

Township Tour Swakopmund US \$70

South Africa

Canoeing on the Orange river (Price From) US \$ 20

Wine tasting Cederberg (Price From) US \$ 8

Zimbabwe

Bungee Jump (111m) US \$130

Helicopter Over The Falls 15 mins US \$165

Microlight Over The Falls 15 mins US \$180

Rafting & Boarding Combo Low Water (Excl USD10 NP Fee) US \$190

Rafting On The Zambezi Full Day US \$150

Falls to Cape - 22 days

www.onthegotours.com

UK 020 7371 1113 info@onthegotours.com

AUS 1300 855 684 aus-info@onthegotours.com

NZ 0800 44 77 69 CAN 1 866 890 7038

USA 1 866 606 2960 SA 0800 990 311

updated on 28-07-2021 04:34:12

This information has been compiled with care and good faith. They give an accurate illustration of the proposed arrangements for this holiday. Circumstances beyond our control such as changes in local conditions, inclement weather or other reasons could force us to make changes to this itinerary. Any costs shown are subject to change, though are an accurate reflection of costs at time of writing. Please also note that visa requirements are subject to change and are the responsibility of the traveller and not that of On The Go Tours.